

BLAZE™ Wet Location 12V and 24V LED Strip Light

Performance and value for everyday projects. Our most popular tape light, available in a wide range of color temperatures and outputs. Suitable for wet locations (IP65). 7 year warranty.

Date _____

Project Notes _____



FEATURES

- 90+ CRI
- Suitable for applications that are prone to splashing, spraying, or rain (IP65)
- Compatible with Diode LED tape light accessories including channels, drivers, and more
- 12V and 24V
- 100/200/300 lumen outputs
- 7 Year limited warranty



ORDERING CODES

Order spools, and components for field assembly

OPTIONAL ORDERING CODES

Add Assembly Preferences, Finish, Lens, Mounting, Driver, and Delivery

	Voltage	Model	CCT	Length	Channels				Finish	Lens	Mounting	Driver	Delivery	
DI														
	12V (12V Volt)	BLBSC1	22 (2200K)	W016 (16.4 feet)	A1 (A1)	S45 (S45)	90 (90° Sideview)	WF (Waveform)	AL (Aluminum)	*blank* (Classic Frosted Lens)	3M (3M Adhesive)	ELV (Electronic)	MAG (MLV)	Field Assembly
	24V (24V Volt)	BLBSC2	27 (2700K)	W100 (100 feet)	A2 (A2)	SL (Slim)	REF (Reflector)	SCNC (Sconce)	BL (Black)	AFS (Arch. Frosted Satin Lens)	MC (Mounting Clip)	O/O (On / Off)	O10 (0-10V)	Factory + Field (Hybrid)
		BLBSC3	30 (3000K)		A3 (A3)	16 (16mm Square)	M11 (1-inch Mud-In)		WH (White)	BL (Black Lens)	UC (U-Clip)	LUT (Lutron)	PE (Power over Ethernet)	Factory Assembly
			40 (4000K)		S1 (S1)	SQ (Square)	M12 (2-inch Mud-In)			CLT (Arch. Clear Lens)	VC (Vertical Clip)			
			50 (5000K)		S2 (S2)	45 (45°)	REC (Recessed)			FRT (Arch. Frosted Lens)	HNG (Hanging Hardware)			
										OPT (Opal Lens)	RC (Rotating Clip)			
										PD (Prem. Diffusion Lens)				

**See page 2 for Channel / Lens / Mounting compatibility*

BLAZE™ Wet Location - SPECIFICATION TABLE

Models	12V-BLBSC1	12V-BLBSC2	24V-BLBSC1	24V-BLBSC2	24V-BLBSC3
Voltage	12VDC	12VDC	24VDC	24VDC	24VDC
Wattage	1.46W/ft.	2.93W/ft.	1.46W/ft.	2.93W/ft.	4.5W/ft.
2200K	-	-	98 Lm/ft.	196 Lm/ft.	287 Lm/ft.
2700K	107 Lm/ft.	206 Lm/ft.	106 Lm/ft.	209 Lm/ft.	331 Lm/ft.
Lumens 3000K	116 Lm/ft.	221 Lm/ft.	114 Lm/ft.	226 Lm/ft.	337 Lm/ft.
4000K	-	-	110 Lm/ft.	220 Lm/ft.	324 Lm/ft.
5000K	-	-	114 Lm/ft.	224 Lm/ft.	329 Lm/ft.
Cut Points	2 in.	1 in.	4 in.	2 in.	2 in.
Max Run (ft.)	27 ft.	20 ft.	55 ft.	40 ft.	22 ft.
CRI	90+	90+	90+	90+	90+
Dimensions	0.31 × 0.1 in. (W x H)	0.31 × 0.1 in. (W x H)	0.31 × 0.10 in. (W x H)	0.31 × 0.10 in. (W x H)	0.31 × 0.1 in. (W x H)
TM-21 (LM-80)	>50,000 hours	>50,000 hours	>50,000 hours	>50,000 hours	>50,000 hours
Environment	Outdoor / Wet Location (IP65)	Outdoor / Wet Location (IP65)	Outdoor / Wet Location (IP65)	Outdoor / Wet Location (IP65)	Outdoor / Wet Location (IP65)
Lead Wire A	36 in. Wet Location Connector 20/2 AWG UL 2464 Wire with Strain Relief	36 in. Wet Location Connector 20/2 AWG UL 2464 Wire with Strain Relief	36 in. Wet Location Connector 20/2 AWG UL 2464 Wire with Strain Relief	36 in. Wet Location Connector 20/2 AWG UL 2464 Wire with Strain Relief	36 in. Wet Location Connector 20/2 AWG UL 2464 Wire with Strain Relief
LED Chips	18/ft.	36/ft.	18/ft.	36/ft.	36/ft.
Chip Type	2835	2835	2835	2835	2835
Certification	UL Listed 2108	UL Listed 2108	UL Listed 2108	UL Listed 2108	UL Listed 2108
Warranty	7 Year	7 Year	7 Year	7 Year	7 Year

BLAZE™ Wet Location 12V and 24V LED Strip Light

Performance and value for everyday projects. Our most popular tape light, available in a wide range of color temperatures and outputs. Suitable for wet locations (IP65). 7 year warranty.

Date _____

Project Notes _____



CHANNEL / LENS / MOUNTING COMPATIBILITY

Channel	Compatible Lenses	Available Finishes	Mounting Options
A1 (A1)	FRT	AL / WH / BL	UC
A2 (A2)	CLT / FRT / AFS	AL / WH / BL	UC
A3 (A3)	CLT / FRT / AFS	AL / WH / BL	UC
S1 (S1)	*blank*	AL	UC
S2 (S2)	*blank*	AL	UC
S45 (S45)	*blank*	AL	UC
SL (Slim)	*blank* / CLT / FRT / BL / PD	AL / WH / BL	MC / 3M / MAG
16 (16mm Square)	FRT	AL	MC
SQ (Square)	*blank* / CLT / FRT / BL / PD	AL / WH / BL	MC / VC / RC / HNG
45 (45°)	*blank* / CLT / FRT / BL / PD	AL / WH / BL	MC / VC / RC / HNG
90 (90° Sideview)	*blank*	AL	MC
REF (Reflector)	*blank*	AL	
M11 (1-inch Mud-In)	OPT	AL	
M12 (2-inch Mud-In)	OPT	AL	
REC (Recessed)	*blank*	AL	3M
WF (Waveform)	*blank*	AL	3M / UC
SCNC (Sconce)	*blank*	AL	3M

LEGEND

Lens		Finish		Mounting	
blank	Classic Frosted Lens	AL	Aluminum	3M	3M Adhesive
AFS	Architectural Frosted Satin Lens	WH	White	HNG	Hanging Hardware
BL	Black Lens	BL	Black	MAG	Magnetic Clip
CLT	Architectural Clear Lens			MC	Mounting Clip
FRT	Architectural Frosted Lens			RC	Rotating Clip
OPT	Opal Lens			UC	U-Clip
PD	Premium Diffusion Lens			VC	Vertical Clip

BLAZE™ Wet Location 12V and 24V LED Strip Light

Performance and value for everyday projects. Our most popular tape light, available in a wide range of color temperatures and outputs. Suitable for wet locations (IP65). 7 year warranty.

Date _____

Project Notes _____



RECOMMENDED CHANNELS

MODEL	DIAGRAM	INCLUDED ACCESSORIES	CONNECTION OPTIONS	IN CHANNEL DIFFUSION	TECHNICAL RATINGS	MOUNTING OPTIONS WITH DIMENSIONS
A1 Channel DI-CHB-A1 (A1) 48", 96" Aluminum, White, Black For 14mm Tape Lights or smaller	Height (H): 0.81 in. Width (W): 0.87 in. Interior Depth (ID): 0.45 in. Interior Width (IW): 0.79 in. 	48" Aluminum, Black, & White Channels • 48 in. channel & lens • 2x surface mounting clips • 1 retaining clip • End caps: 1x open, 1x closed. 90" Aluminum, Black, & White Channels • 90 in. channel & lens • 4x surface mounting clips • 2x strain relief clip • End caps: 2x open, 2x closed, 2x slotted	 8mm Wet Location Tape Light: Soldered Lead Only	 Architectural Frosted Lens BLBSC1: Runway Diffusion BLBSC2, BLBSC3: Semi-Diffused	• Beam Angle: 120° Architectural Frosted Lens • Light Loss: 30% • CCT Shift: -35K • IP Rating Shift: IP40	 U-Clip: 0.82 x 0.88 in. (H x W)
A2 Channel DI-CHB-A2 (A2) 48", 96" Aluminum, White, Black For 12mm Tape Lights or smaller	Height (H): 0.55 in. Width (W): 0.63 in. Interior Depth (ID): 0.33 in. Interior Width (IW): 0.49 in. 	48" Aluminum, Black, & White Channels • 48 in. channel & lens • 2x surface mounting clips • End caps: 1x open, 1x closed. 96" Aluminum, Black, & White Channels • 96 in. channel & lens • 4x surface mounting clips • End caps: 2x open, 2x closed.	 8mm Wet Location Tape Light: Soldered Lead Only	 Architectural Frosted Satin Lens BLBSC1: Runway Diffusion BLBSC2, BLBSC3: Semi-Diffused Architectural Frosted Lens BLBSC1: Runway Diffusion BLBSC2, BLBSC3: Semi-Diffused For diffusion options not listed, refer to A2 Channel Specification Sheet.	• Beam Angle: 120° Architectural Clear Lens • Light Loss: 10% • CCT Shift: -20K Architectural Frosted Lens • Light Loss: 30% • CCT Shift: -35K Architectural Frosted Satin Lens • Light Loss: 45% • CCT Shift: -80K • IP Rating Shift: IP40	 U-Clip: 0.56 x 0.64 in. (H x W)
A3 Channel DI-CHB-A3 (A3) 48", 96" Aluminum, White, Black For 12mm Tape Lights or smaller	Height (H): 0.39 in. Width (W): 0.63 in. Interior Depth (ID): 0.33 in. Interior Width (IW): 0.49 in. 	48" Aluminum, Black, & White Channels • 48 in. channel & lens • 2x surface mounting clips • End caps: 1x open, 1x closed. 96" Aluminum, Black, & White Channels • 96 in. channel & lens • 4x surface mounting clips • End caps: 2x open, 2x closed.	 8mm Wet Location Tape Light: Soldered Lead Only	 Architectural Frosted Satin Lens BLBSC1: Runway Diffusion BLBSC2, BLBSC3: Semi-Diffused Architectural Frosted Lens BLBSC1: Runway Diffusion BLBSC2, BLBSC3: Semi-Diffused For diffusion options not listed, refer to A3 Channel Specification Sheet.	• Beam Angle: 120° Architectural Clear Lens • Light Loss: 10% • CCT Shift: -20K Architectural Frosted Lens • Light Loss: 30% • CCT Shift: -35K Architectural Frosted Satin Lens • Light Loss: 45% • CCT Shift: -80K • IP Rating Shift: IP40	 U-Clip: 0.4 x 0.64 in. (H x W)
S1 Channel DI-CHB-S1 (S1) 48", 96" Aluminum For 14mm Tape Lights or smaller	Height (H): 0.31 in. Width (W): 0.67 in. Interior Depth (ID): 0.25 in. Interior Width (IW): 0.58 in. 	48 in. channel & frosted cover 2x surface mounting clips End caps: 1x open, 1x closed.	 8mm Wet Location Tape Light: Soldered Lead Only	 Classic Frosted Lens BLBSC1: Runway Diffusion BLBSC2, BLBSC3: Semi-Diffused	• Beam Angle: 120° Classic Frosted Lens • Light Loss: 20% • CCT Shift: -40K • IP Rating Shift: IP40	 U-Clip: 0.32 x 0.68 in. (H x W)

BLAZE™ Wet Location 12V and 24V LED Strip Light

Performance and value for everyday projects. Our most popular tape light, available in a wide range of color temperatures and outputs. Suitable for wet locations (IP65). 7 year warranty.

Date _____

Project Notes _____



RECOMMENDED CHANNELS

MODEL	DIAGRAM	INCLUDED ACCESSORIES	CONNECTION OPTIONS	IN CHANNEL DIFFUSION	TECHNICAL RATINGS	MOUNTING OPTIONS WITH DIMENSIONS
S2 Channel DI-CHB-S2 (S2) 48", 96" Aluminum For 14mm Tape Lights or smaller	Height (H): 0.57 in. Width (W): 0.74 in. Interior Depth (ID): 0.34 in. Interior Width (IW): 0.63 in. 	48 in. Channel & Frosted Lens, 1 open end cap, 1 closed end cap, 2 mounting clips, 2 mounting screws 96 in. Channel & Frosted Lens, 2 open end cap, 2 closed end cap, 4 mounting clips, 4 mounting screws	8mm Wet Location Tape Light: Soldered Lead Only	Classic Frosted Lens BLBSC1: Runway Diffusion BLBSC2, BLBSC3: Semi-Diffused	<ul style="list-style-type: none"> Beam Angle: 120° Classic Frosted Lens Light Loss: 20% CCT Shift: -40K IP Rating Shift: IP40 	U-Clip: 0.58 × 0.75 in. (H x W)
S45 Channel DI-CHB-S45 (S45) 48", 96" Aluminum For 14mm Tape Lights or smaller	Height (H): 0.78 in. Width (W): 0.78 in. Interior Depth (ID): 0.54 in. Interior Width (IW): 0.6 in. 	48 in. Channel & Frosted Lens, 1 open end cap, 1 closed end cap, 2 mounting clips, 2 mounting screws 96 in. Channel & Frosted Lens, 2 open end cap, 2 closed end cap, 4 mounting clips, 4 mounting screws	8mm Wet Location Tape Light: Soldered Lead Only	Classic Frosted Lens BLBSC1: Runway Diffusion BLBSC2, BLBSC3: Semi-Diffused	<ul style="list-style-type: none"> Beam Angle: 120° Classic Frosted Lens Light Loss: 20% CCT Shift: -40K IP Rating Shift: IP40 	U-Clip: 0.79 × 0.79 in. (H x W)
Slim Channel DI-CPCHB-SL (SL) 48", 96" Aluminum, White, Black For 14mm Tape Lights or smaller	Height (H): 0.38 in. Width (W): 0.82 in. Interior Depth (ID): 0.3 in. Interior Width (IW): 0.67 in. 	48" Aluminum, Black, & White Channels • 48 in. channel & lens • 2x surface mounting clips • End caps: 1x open, 1x closed 96" Aluminum, Black, & White Channels • 96 in. channel & lens • 4x surface mounting clips • end caps: 2x open, 2x closed	8mm Wet Location Tape Light: Soldered Lead Only	Architectural Frosted Lens BLBSC1: Runway Diffusion BLBSC2, BLBSC3: Semi-Diffused Premium Diffusion Lens BLBSC1: Semi-Diffused BLBSC2, BLBSC3: Dotless For diffusion options not listed, refer to Slim Channel Specification Sheet.	<ul style="list-style-type: none"> Beam Angle: 120° Architectural Clear Lens Light Loss: 10% CCT Shift: -20K Architectural Frosted Lens Light Loss: 30% CCT Shift: -35K Classic Frosted Lens Light Loss: 20% CCT Shift: -40K Black Lens Light Loss: 90% CCT Shift: -350K Premium Diffusion Lens Light Loss: 10% CCT Shift: -30K IP Rating Shift: IP40 	Slim Mount: 0.54 × 0.87 in. (H x W) 3M Adhesive: 0.48 × 0.82 in. (H x W) Magnetic U-Clip: 0.59 × 0.82 in. (H x W) Premium Diffusion: 0.96 × 0.82 in. (H x W)
16mm Square Channel DI-CPCHB-16MM (16) 48", 96" Aluminum For 14mm Tape Lights or smaller	Height (H): 0.89 in. Width (W): 0.77 in. Interior Width (IW): 0.63 in. 	48 in. channel & Architectural Frosted Lens 2x surface mounting clips End caps: 1x open, 1x closed. 96 in. channel & Architectural Frosted Lens 4x surface mounting clips End caps: 2x open, 2x closed.	8mm Wet Location Tape Light: Soldered Lead Only	Architectural Frosted Lens BLBSC1: Semi-Diffused BLBSC2, BLBSC3: Dotless	<ul style="list-style-type: none"> Beam Angle: 120° Architectural Frosted Lens Light Loss: 30% CCT Shift: -35K Black Lens Light Loss: 90% CCT Shift: -350K IP Rating Shift: IP40 	Mounting Clip: 0.89 × 0.77 in. (H x W)

BLAZE™ Wet Location 12V and 24V LED Strip Light

Performance and value for everyday projects. Our most popular tape light, available in a wide range of color temperatures and outputs. Suitable for wet locations (IP65). 7 year warranty.

Date _____

Project Notes _____



RECOMMENDED CHANNELS

MODEL	DIAGRAM	INCLUDED ACCESSORIES	CONNECTION OPTIONS	IN CHANNEL DIFFUSION	TECHNICAL RATINGS	MOUNTING OPTIONS WITH DIMENSIONS
Square Channel DI-CPCHB-SQ (SQ) 48", 96" Aluminum, White, Black For 14mm Tape Lights or smaller		48" Aluminum Channel • 48 in. channel & frosted lens • 2x surface mounting clips • End caps: 1x open, 1x closed. 48" Black & White Channels • 48 in. channel & clear, or frosted lens • 4x surface mounted clips • 2x End-to-end interconnects 96" Aluminum Channel • 96 in. channel & frosted lens • 4x surface mounting clips • End caps: 2x open, 2x closed. 96" Black & White Channels • 96 in. channel & clear, or frosted lens • 4x surface mounted clips • 2x End-to-end interconnects	<p>8mm Wet Location Tape Light: Soldered Lead Only</p>	<p>Architectural Frosted Lens BLBSC1: Runway Diffusion BLBSC2, BLBSC3: Semi-Diffused Premium Diffusion Lens BLBSC1: Semi-Diffused BLBSC2, BLBSC3: Dotless For diffusion options not listed, refer to Square Channel Specification Sheet.</p>	<ul style="list-style-type: none"> Beam Angle: 120° Architectural Clear Lens Light Loss: 10% CCT Shift: -20K Architectural Frosted Lens Light Loss: 20% CCT Shift: -35K Classic Frosted Lens Light Loss: 30% CCT Shift: -40K Black Lens Light Loss: 90% CCT Shift: -350K Premium Diffusion Lens Light Loss: 10% CCT Shift: -30K IP Rating Shift: IP40 	<p>Chromapath Surface Mount: 0.61 × 0.82 in. (H x W) Vertical Mount: 0.61 × 0.82 in. (H x W) Rotating Mount: 1.29 × 0.82 in. (H x W) Hanging Mount: 1.51 × 0.82 in. (H x W) Premium Diffusion: 1.13 × 0.82 in. (H x W)</p>
45° Channel DI-CPCHB-45 (45) 48", 96" Aluminum, White, Black For 14mm Tape Lights or smaller		48" Aluminum, Black, & White Channels • 48 in. channel & clear, or frosted lens • 4x surface mounted clips • 2x End-to-end interconnects 96" Aluminum Channel • 96 in. channel & clear, or frosted lens • 4x surface mounted clips • 4x End-to-end interconnects 96" Black & White Channels • 96 in. channel & clear, or frosted lens • 4x surface mounted clips • 2x End-to-end interconnects	<p>8mm Wet Location Tape Light: Soldered Lead Only</p>	<p>Architectural Frosted Lens BLBSC1: Runway Diffusion BLBSC2, BLBSC3: Semi-Diffused Premium Diffusion Lens BLBSC1: Semi-Diffused BLBSC2, BLBSC3: Dotless For diffusion options not listed, refer to 45° Channel Specification Sheet.</p>	<ul style="list-style-type: none"> Beam Angle: 120° Architectural Clear Lens Light Loss: 10% CCT Shift: -20K Architectural Frosted Lens Light Loss: 30% CCT Shift: -35K Classic Frosted Lens Light Loss: 20% CCT Shift: -40K Black Lens Light Loss: 90% CCT Shift: -350K Premium Diffusion Lens Light Loss: 10% CCT Shift: -30K IP Rating Shift: IP40 	<p>Chromapath Surface Mount: 1 × 0.67 in. (H x W) Vertical Mount: 1 × 0.67 in. (H x W) Rotating Mount: 1.68 × 0.67 in. (H x W) Hanging Mount: 1.9 × 0.67 in. (H x W) Premium Diffusion: 1.52 × 0.67 in. (H x W)</p>
90° Sideview Channel DI-CPCHB-90SD (90) 48", 96" Aluminum For 12mm Tape Lights or smaller		48 in. channel & frosted cover Mounting hardware End caps: 1x open, 1x closed. 96 in. channel & frosted cover Mounting hardware End caps: 2x open, 2x closed.	<p>8mm Wet Location Tape Light: Soldered Lead Only</p>	<p>Classic Frosted Lens BLBSC1: Semi-Diffused BLBSC2, BLBSC3: Dotless</p>	<ul style="list-style-type: none"> Beam Angle: 120° Classic Frosted Lens Light Loss: 20% CCT Shift: -40K IP Rating Shift: IP40 	<p>Mounting Clip: 0.92 × 0.92 in. (H x W)</p>
Reflector Channel DI-CPCHB-RFCTR (REF) 48", 96" Aluminum For 12mm Tape Lights or smaller		48 in. channel & frosted cover End caps: 1x open, 1x closed. 96 in. channel & frosted cover End caps: 1x open, 1x closed.	<p>8mm Wet Location Tape Light: Soldered Lead Only</p>	<p>Classic Frosted Lens BLBSC1: Semi-Diffused BLBSC2, BLBSC3: Dotless</p>	<ul style="list-style-type: none"> Beam Angle: 120° Classic Frosted Lens Light Loss: 20% CCT Shift: -40K IP Rating Shift: IP40 	<p>Recessed Mount: 2.75 × 1 in. (H x W)</p>

BLAZE™ Wet Location 12V and 24V LED Strip Light

Performance and value for everyday projects. Our most popular tape light, available in a wide range of color temperatures and outputs. Suitable for wet locations (IP65). 7 year warranty.

Date _____

Project Notes _____



RECOMMENDED CHANNELS

MODEL	DIAGRAM	INCLUDED ACCESSORIES	CONNECTION OPTIONS	IN CHANNEL DIFFUSION	TECHNICAL RATINGS	MOUNTING OPTIONS WITH DIMENSIONS
1-inch Mud-In Channel DI-CPCHB-MUD1 (M1) 48", 96" Aluminum For 14mm Tape Lights or smaller	Height (H): 0.54 in. Width (W): 2.42 in. Interior Width (IW): 0.81 in. Cut Out Width (CO): 1.19 in. 	96 in. channel & opal lens 2x end-to-end connectors End caps: 2x open, 2x closed.	 8mm Wet Location Tape Light: Soldered Lead Only	 Opal Lens BLBSC1: Semi-Diffused BLBSC2, BLBSC3: Dotless	<ul style="list-style-type: none"> Beam Angle: 120° Opal Lens Light Loss: 55% CCT Shift: -200K IP Rating Shift: IP40 	 Recessed Mount: 0.54 × 2.42 in. (H × W)
2-inch Mud-In Channel DI-CPCHB-MUD2 (M2) 48", 96" Aluminum For 14mm Tape Lights or smaller	Height (H): 0.8 in. Width (W): 3.86 in. Interior Width (IW): 1.84 in. Cut Out Width (CO): 1.97 in. 	96 in. channel & opal lens 2x surface mounting clips End caps: 2x open, 2x closed.	 8mm Wet Location Tape Light: Soldered Lead Only	 Opal Lens BLBSC1: Semi-Diffused BLBSC2, BLBSC3: Dotless	<ul style="list-style-type: none"> Beam Angle: 120° Opal Lens Light Loss: 55% CCT Shift: -200K IP Rating Shift: IP40 	 Recessed Mount: 0.8 × 3.86 in. (H × W)
Recessed Channel DI-CPCHB-REC (REC) 48", 96" Aluminum For 14mm Tape Lights or smaller	Height (H): 0.49 in. Width (W): 1.03 in. Interior Depth (ID): 0.42 in. Interior Width (IW): 0.59 in. Cut Out Width (CO): 0.74 in. Recessed Wing (RW): 0.15 in. 	48 in. channel & frosted lens 2x surface mounting clips end caps: 1x open, 1x closed 96 in. channel & frosted lens 4x surface mounted clips end caps: 2x open, 2x closed.	 8mm Wet Location Tape Light: Soldered Lead Only	 Classic Frosted Lens BLBSC1: Semi-Diffused BLBSC2, BLBSC3: Dotless	<ul style="list-style-type: none"> Beam Angle: 120° Classic Frosted Lens Light Loss: 20% CCT Shift: -40K IP Rating Shift: IP40 	 3M Adhesive: 0.59 × 1.03 in. (H × W) Recessed Mount: 0.49 × 1.03 in. (H × W)
Waveform Channel DI-CPCHB-WF (WF) 48" Aluminum For 12mm Tape Lights or smaller	Height (H): 0.3 in. Width (W): 0.71 in. Interior Depth (ID): 0.25 in. Interior Width (IW): 0.49 in. Height W/o Cover (H/C): 0.2 in. 	48 in. channel & frosted lens 2x surface mounting clips End caps: 1x open, 1x closed.	 8mm Wet Location Tape Light: Soldered Lead Only	 Classic Frosted Lens BLBSC1: Semi-Diffused BLBSC2, BLBSC3: Dotless	<ul style="list-style-type: none"> Beam Angle: 120° Min. Bend Radius: 8 in. Classic Frosted Lens Light Loss: 20% CCT Shift: -40K IP Rating Shift: IP40 	 3M Adhesive: 0.4 × 0.71 in. (H × W) U-Clip: 0.31 × 0.72 in. (H × W)

BLAZE™ Wet Location 12V and 24V LED Strip Light

Performance and value for everyday projects. Our most popular tape light, available in a wide range of color temperatures and outputs. Suitable for wet locations (IP65). 7 year warranty.

Date _____

Project Notes _____



RECOMMENDED CHANNELS

MODEL	DIAGRAM	INCLUDED ACCESSORIES	CONNECTION OPTIONS	IN CHANNEL DIFFUSION	TECHNICAL RATINGS	MOUNTING OPTIONS WITH DIMENSIONS
Sconce Channel DI-CPCHB-SCNC (SCNC) 48", 96" Aluminum <small>For 14mm Tape Lights or smaller</small>	Height (H): 1.1 in. Width (W): 1.21 in. Interior Depth (ID): 0.53 in. Interior Width (IW): 0.84 in. 	48 in. channel, 2x frosted cover Mounting plate End caps: 1x open, 1x closed. 96 in. channel, 2x frosted cover Mounting plate End caps: 1x open, 1x closed.	<p>8mm Wet Location Tape Light: Soldered Lead Only</p>	<p>Classic Frosted Lens BLBSC1: Semi-Diffused BLBSC2, BLBSC3: Dotless</p>	<ul style="list-style-type: none"> • Beam Angle: 120° • Classic Frosted Lens • Light Loss: 20% • CCT Shift: -40K • IP Rating Shift: IP40 	<p>3M Adhesive: 1.2 x 1.21 in. (H x W)</p>

BLAZE™ Wet Location 12V and 24V LED Strip Light

Performance and value for everyday projects. Our most popular tape light, available in a wide range of color temperatures and outputs. Suitable for wet locations (IP65). 7 year warranty.

Date _____

Project Notes _____



RECOMMENDED 24V DRIVERS

SKU	INPUT VOLTAGE / FREQUENCY	OUTPUT VOLTAGE	MAXIMUM LOAD	MINIMUM LOAD	CLASS 2	DIMMABLE	LENGTH	WIDTH	HEIGHT
OMNIDRIVE® X Dimmable Driver Versatile driver for most high-performance dimming on ELV, TRIAC, and 0-10V systems. https://www.diodeled.com/custom/download/productFile/filename/omnidrive-x-specification-sheet.pdf Contains: • Additional Models • Derating Curves • Additional Features • System Diagrams									
DI-ODX-24V30W-J	120-277V	24V	30W	No Minimum Load	Yes	Yes	6.5 in.	3.7 in.	1.57 in.
DI-ODX-24V60W-J	120-277V	24V	60W	No Minimum Load	Yes	Yes	7.4 in.	3.7 in.	1.57 in.
DI-ODX-24V96W-J	120-277V	24V	96W	No Minimum Load	Yes	Yes	8.66 in.	3.7 in.	1.57 in.
DI-ODX-24V120W-J	120-277V	24V	120W	No Minimum Load	No	Yes	8.66 in.	3.7 in.	1.57 in.
OMNIDRIVE® Electronic Dimmable Driver Our classic electronic dimmable (ELV) driver. Superior dimming and wide compatibility with popular dimmers. https://www.diodeled.com/custom/download/productFile/filename/omnidrive-indoor-electronic-dimmable-driver-specification-sheet.pdf Contains: • Additional Models • Derating Curves • Additional Features • System Diagrams									
DI-TD-24V-45W-LPS3R	90~135VAC at ~50/60Hz	24V	45W	Load at least 60% labeled load	Yes	Yes	10.79 in.	7.34 in.	2.36 in.
DI-TD-24V-60W-LPS3R	90 ~ 135VAC 50/60Hz	24V	60W	Load at least 60% labeled load	Yes	Yes. Not compatible with PWM controls.	10.79 in.	7.34 in.	2.36 in.
DI-TD-24V-80W-LPS3R	90 ~ 135VAC 50/60Hz	24V	80W	Load at least 60% labeled load	Yes	Yes. Not compatible with PWM controls.	10.79 in.	7.34 in.	2.36 in.
OMNIDRIVE® BASICS Electronic Dimmable Driver Compact electronic dimmable (ELV) driver for everyday projects. https://www.diodeled.com/custom/download/productFile/filename/DI-ODBELV-Specification%20Sheet.pdf Contains: • Additional Models • Derating Curves • Additional Features • System Diagrams									
DI-ODBELV-24V60W-LPELV	120V AC 50/60Hz, 0.5A	24V	60W	No Minimum Load	Yes	Yes	5.5 in.	4.7 in.	0.96 in.
DI-ODBELV-24V60W	120V AC 50/60Hz, 0.5A	24V	60W	No Minimum Load	Yes	Yes	4.2 in.	1.75 in.	0.96 in.
PoE (Power over Ethernet) Constant voltage platform, ready for Power over Ethernet (inquire)									

RECOMMENDED CONTROLLERS

SKU	DESCRIPTION
CASAMBI® Controllers The CASAMBI controllers will remotely control your lighting through the app - downloadable for IOS & Android.	
CBU-PWM4	CASAMBI PWM4 Single Color Dimming Controller
CBU-A2D	CASAMBI A2D 2 Channel 0-10V/DALI Controller
CBU-ASR	CASAMBI ASR 0-10V Controller
CBU-TED	CASAMBI TED AC High Voltage Controller
TOUCHDIAL™ Control Systems The TOUCHDIAL™ zone control system controls single color dimming, tunable white, and color changing LED lighting via mobile device and additional TOUCHDIAL controls.	
DI-RF-WMT-RGBW	TOUCHDIAL RGB(W) Wall Control - Single Zone
DI-RF-REC-CV-A	TOUCHDIAL Color Control System - WiFi Receiver



BLAZE™ Wet Location 12V and 24V
LED Strip Light

Performance and value for everyday projects. Our most popular tape light, available in a wide range of color temperatures and outputs. Suitable for wet locations (IP65). 7 year warranty.

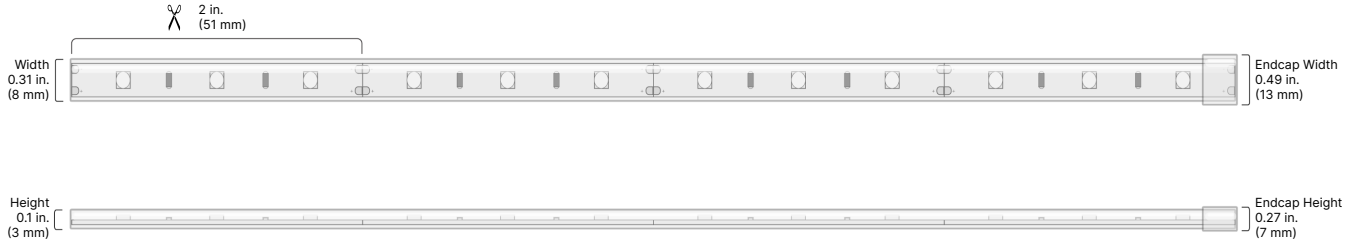
Date _____

Project Notes _____

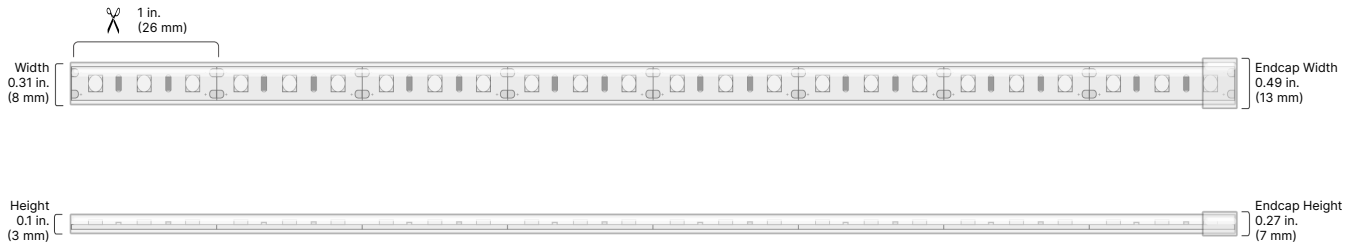


MECHANICAL DIAGRAMS

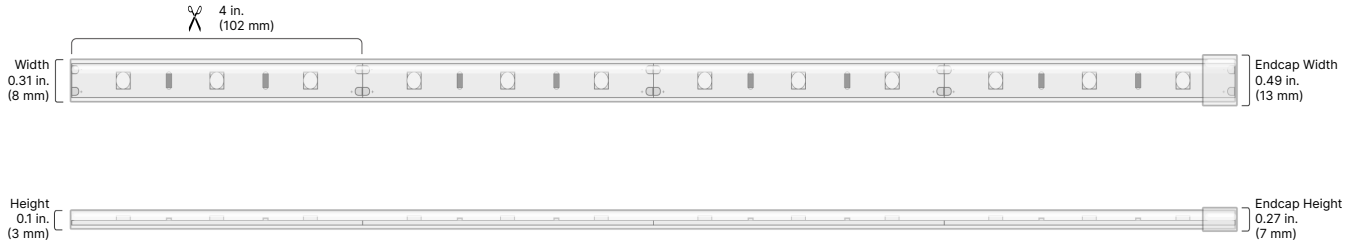
12V-BLBSC1



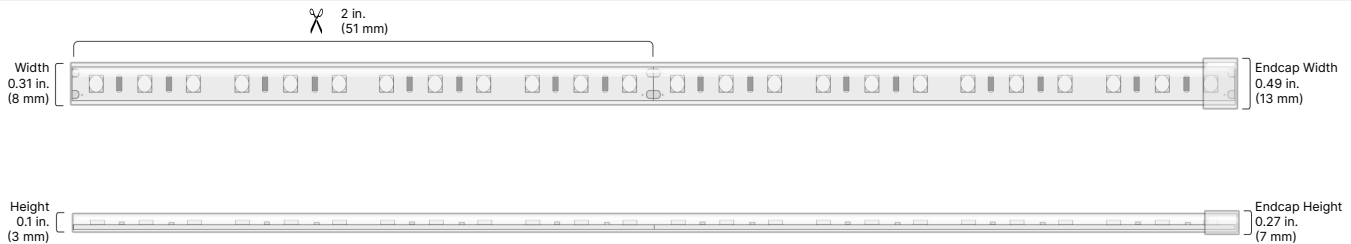
12V-BLBSC2



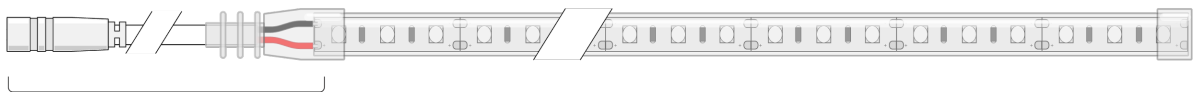
24V-BLBSC1



24V-BLBSC2
24V-BLBSC3



CONNECTIONS



36 in. Wet Location Connector 20/2 AWG UL 2464 Wire with Strain Relief

BLAZE™ Wet Location 12V and 24V LED Strip Light

Performance and value for everyday projects. Our most popular tape light, available in a wide range of color temperatures and outputs. Suitable for wet locations (IP65). 7 year warranty.

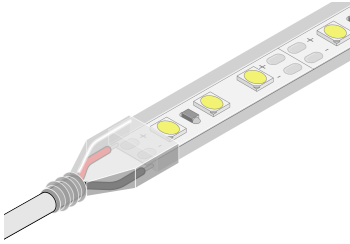
Date _____

Project Notes _____



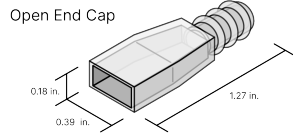
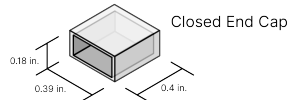
ACCESSORIES

Soldered Lead Only



DI-WL-EC

BLAZE Wet Location Strip Light End Cap Set, 5-pack, 5 open and 5 closed

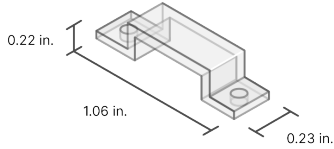


DELIVERY OPTIONS

- **Field Assembly**
Fastest order fulfillment. Field connectors and accessories not included.
- **Factory + Field (Hybrid)**
Onsite modifications with factory connection. Additional accessories not included.
- **Factory Assembly**
Fastest Installation. Factory made-to-order fixtures.

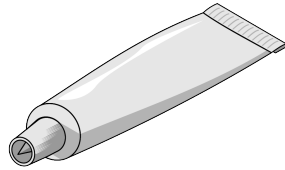
DI-0754

Wet Location Strip Light Mounting Clips - Set of 10



DI-WPSL

Wet Location Sealant



- Lumen value measured in accordance to IES LM-80-08. LED chips have a luminous flux range with a tolerance of +/- 5%.
- Each maximum run requires a dedicated power feed from the driver. Do not extend beyond the recommended maximum run length. Max run may exceed Class 2 limit. Actual wattage may differ from calculated wattage due to voltage drop across run.
- Do not install product in an environment outside the listed ambient temperature. Exceeding the maximum ambient temperature may damage LED chips, reduce the total lamp life, lumen output, and/or adversely impact color consistency.
- Actual efficacy value is dependent to specified LED driver (power supply). An estimated efficacy value can be calculated as follows: Lumen value divided by average power consumption per foot.
- Operating temperature is measured according to the minimum and maximum ambient temperature environment.

BLAZE™ Wet Location 12V and 24V LED Strip Light

Performance and value for everyday projects. Our most popular tape light, available in a wide range of color temperatures and outputs. Suitable for wet locations (IP65). 7 year warranty.

Date _____

Project Notes _____



CERTIFICATIONS

Safety

- UL Listed 2108 Low Voltage Lighting System / Low Voltage Luminaire. UL 1598 / CSA 250.0-08, UL 8750. UL 879 / CAN/CSA-C22.2 no. 207-M89. Certified for United States and Canada. File # E469769.
- UL Listed Field Cuttable.
- UL Recognized Component - Sign Accessories. Available in UL Sign Components Manual (SAM Manual). File # E469770.
- CE & EMC Compliant: Verification No. GZEM141200683705V
- Approved for storage areas of clothes closets per NEC 410.16.A.1,3 and 410.16.C.1,3,5

Environment

- Ambient Temperature: -4 ~ 122°F (-20 ~ 50°C)
- Operating Temperature: -4 ~ 176°F (-20 ~ 80°C)
- RoHS Compliant: Verification No. CANEC1610091501

Performance

- Can be used to comply with TITLE 24 Part 6 High Efficacy Lighting LED requirements - JAB-2016-2022-E
- LED chip data measured in accordance to IES LM-80-08.
- Photometric & Colorimetry data measured in accordance to IES LM-79-08, in Elemental LED's Innovation Lab.

Safety / Warnings / Disclosures

1. Install in accordance with national and local electrical code regulations.
2. This product is intended to be installed and serviced by a qualified, licensed electrician.
3. Only use copper wiring. Use wires rated for at least 176°F (80°C) and certified for use with external connection of electrical equipment.
4. Each maximum run requires a dedicated power feed from the driver. Do not extend beyond the recommended maximum run length.
5. Tape light, attached wire leads, and additional extension cables, connectors, etc., are not rated for in-wall installation unless otherwise noted. Tape light and attached wire leads are field-cuttable.
6. Ensure applicable wire is installed between driver, fixture, and any controls in-between. When choosing wire, factor in voltage drop, amperage rating, and type (in-wall rated, wet location rated, etc.). Inadequate wire installation could overheat wires, and cause fire.
7. Do not install in environment where LED chips are exposed to direct sunlight as damage to the phosphor will occur.
8. Do not install in environment where excessive heat may exist (ex. close proximity to fireplace, etc.) See Ambient Temperature ratings
9. Do not install indoor LED tape light products in outdoor / wet location environments. Only wet location tape light models are rated for outdoor / wet locations.
10. Do not modify product beyond instructions or warranty will be void.
11. Tape light must be handled with care. Excessive handling, bending, and pressure may damage the product, voiding the warranty.
12. Actual color may vary from what is pictured on this sheet and other print materials due to the limitations of photographic processes.
13. We reserve the right to modify and improve the design of our fixtures without prior notice. We cannot guarantee to match existing installed fixtures for subsequent orders or replacements in regards to product appearance, CCT, or lumen output.

WARRANTY

Limited Warranty

- 7 Year limited warranty

This warranty does not include the additional accessories referenced in this specification sheet. Complete warranty details for fixtures and additional accessories are available at www.diodeled.com/limited-warranty/ within the Policies section. For warranty related questions please contact product support.

Consumer's Acknowledgment

Elemental LED, Inc. stands behind its products when they are used properly and according to our specifications. By purchasing our products, the purchaser agrees and acknowledges that lighting design, configuration and installation is a complex process, wherein seemingly minor factors or changes in layout and infield adjustments can have a significant impact on an entire system. Choosing the correct components is essential. Elemental LED is able to work with the original purchaser to make an appropriate product selection to the extent of the limited information that the customer can provide, but it is virtually impossible for Elemental LED to design a system that foresees every unknown factor. For this reason, this Warranty does not cover problems caused by improper design, configuration or installation issues. Any statement from a Elemental LED employee or agent regarding a customer's bill of goods and/or purchase order is NOT an acknowledgment that the products purchased are designed and configured correctly. The purchase agrees and acknowledges that it is the customer's responsibility to adhere strictly to all information contained in the Product Specification Sheets.

There is often more than one way to design, configure and layout an LED lighting application properly to achieve the same lighting effect. Elemental LED strongly recommends that licensed professionals be used in the design and installation of lighting systems that include Elemental LED products. The specifications include important information that a designer and installer should carefully review and strictly follow. Qualified designers and certified and/or licensed installers, with access to the final installation environment, customer goals, and Elemental LED product specifications can make the requisite decisions appropriate for a successful finished lighting application.