

<b>PROJECT:</b>	
<b>SCHEDULE:</b>	<b>DATE:</b>
<b>PREPARE BY:</b>	
<b>NOTES:</b>	

**FDL 6X6 FLOODLIGHT (Selectable Wattage)**

### DESCRIPTION

naturaLED® 6X6 selectable wattage floodlights provide a range of sizes and wattages to fit your needs. Our floodlights has a flood beam distributions and replaces up to 400 watt. This product is water resistant rated at IP65. Creating bright, security and spot lighting for a variety of applications such as perimeter, entryway, facades, landscapes, retail and residential complexes and architectural lighting. Pre-installed yoke-arm or knuckle-mount design can be adjustable to the angle that best suit your needs.

### APPLICATIONS

Security, Architectural, Perimeter, Entryway, Pathway, Landscape



**Rated Life 50,000 Hours  
Warranty 5 Years**

### FEATURES

- DLC Premium
- IP65 Rated
- UL Listed
- Selectable Wattages (100/130/150W)
- Color Temp: 4000K, 5000K
- Voltage: 120-277V
- Powerfactor >0.9
- Surge Protect Level: 6KV
- Beam Angle: NEMA 6X6
- Dimmable: 1-10V
- CRI: 70
- Operating temperature: - 40°F - 113°F
- 1/2" NPT stainless steel threaded nipple
- Recommended Mounting Height: 10-25 feet
- Material: Aluminum Die-Cast
- Color: Bronze (RAL#8019)
- 5 Year Warranty
- Optional for Purchase: Photocell, Slip Fitter, Surge Protector

### ACCESSORIES

- Photocell Kit
- Slip Fitter Mount
- Surge Protector 120-277V

**SAMPLE NUMBER FDFDL150SW/66/40K/BZ-YK**

FAMILY	SERIES	WATTAGE	BEAM ANGLE	COLOR TEMP	COLOR	COLOR
FX Fixture	FDL Floodlight	150SW 100/130/150 Wattage Selectable	66 6X6 NEMA	40K 4000K	BZ Bronze	YK (YK) Yoke Mount (KNC) Knuckle Mount



# 6X6 FLOODLIGHT SW

## FLOODLIGHTS & AREA LUMINAIRES

\*P= Premium DLC / \*S = Standard DLC

### ORDERING

Watts (W)	Ordering Code	Description	CCT (K)	Lumens (Lm)	Equiv. Wattage (W)	Mount	IP65 Rated	DLC (S/P)
100	<b>9567</b>	FXFDL150SW/66/40K/BZ-YK	4000K	13,500	400	Yoke	●	P
130				16,900				
150				20,890				
100	<b>9568</b>	FXFDL150SW/66/50K/BZ-YK	5000K	13,500	400	Yoke	●	P
130				16,900				
150				21,028				
100	<b>9569</b>	FXFDL150SW/66/40K/BZ-KNC	4000K	13,500	400	1/2" Knuckle	●	P
130				16,900				
150				20,890				
100	<b>9570</b>	FXFDL150SW/66/50K/BZ-KNC	5000K	13,500	400	1/2" Knuckle	●	P
130				16,900				
150				21,028				

### ACCESSORIES (Ordered Separately)

#### Photocell Kit



K141030 REC3PLK/PHO  
(P10141+P10030 Twist lock Photocell and Receptacle Mount 120-277V 3-Prong)

#### Slip Fitter



P10414 MT-FDL/SF/BZ  
(Slip Fitter Mount for #9567,9568)



#### Surge Protector



P10389 SPD-L-10KV-277  
(10KV Surge Protection 120-277V)

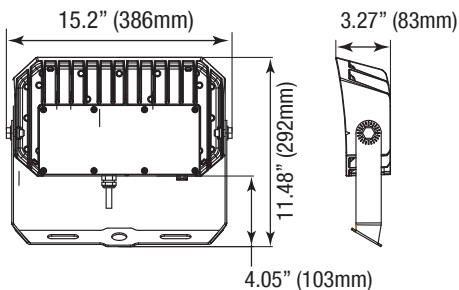


P10390 SPD-L-20KV-277  
(20KV Surge Protection 120-277V)

### DIMENSIONS

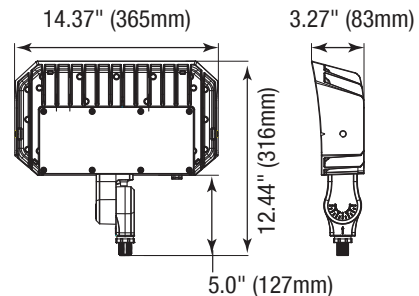
#### 150W-Yoke Mount

9.50-lbs



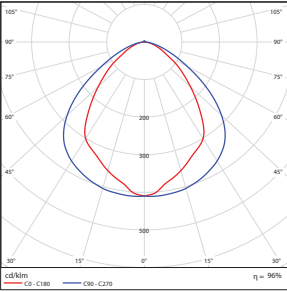
#### 150W-Knuckle Mount

9.30-lbs



PHOTOMETRICS CHART

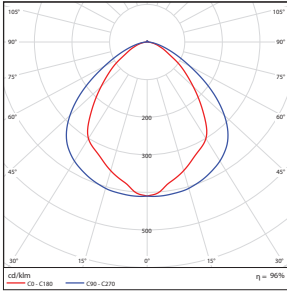
150 Watt-4000K-Yoke  
DLC Premium



Illuminance at a Distance			
	Center Beam fc	Beam Width	
1.7R	3,000 fc	3.2 ft	4.6 ft
3.3R	796 fc	6.2 ft	9.0 ft
5.0R	347 fc	9.3 ft	13.6 ft
6.7R	193 fc	12.5 ft	18.3 ft
8.3R	126 fc	15.5 ft	22.7 ft
10.0R	86.7 fc	18.7 ft	27.3 ft

■ Vert. Spread: 86.1°  
■ Horiz. Spread: 107.5°

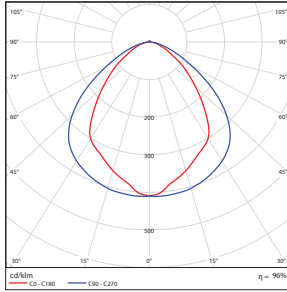
150 Watt-5000K-Yoke  
DLC Premium



Illuminance at a Distance			
	Center Beam fc	Beam Width	
1.7R	3,000 fc	3.2 ft	4.6 ft
3.3R	796 fc	6.2 ft	9.0 ft
5.0R	347 fc	9.3 ft	13.6 ft
6.7R	193 fc	12.5 ft	18.3 ft
8.3R	126 fc	15.5 ft	22.7 ft
10.0R	86.7 fc	18.7 ft	27.3 ft

■ Vert. Spread: 86.1°  
■ Horiz. Spread: 107.5°

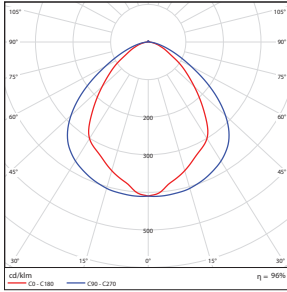
150 Watt-4000K-Knuckle  
DLC Premium



Illuminance at a Distance			
	Center Beam fc	Beam Width	
1.7R	3,000 fc	3.2 ft	4.6 ft
3.3R	796 fc	6.2 ft	9.0 ft
5.0R	347 fc	9.3 ft	13.6 ft
6.7R	193 fc	12.5 ft	18.3 ft
8.3R	126 fc	15.5 ft	22.7 ft
10.0R	86.7 fc	18.7 ft	27.3 ft

■ Vert. Spread: 86.1°  
■ Horiz. Spread: 107.5°

150 Watt-5000K-Knuckle  
DLC Premium



Illuminance at a Distance			
	Center Beam fc	Beam Width	
1.7R	3,000 fc	3.2 ft	4.6 ft
3.3R	796 fc	6.2 ft	9.0 ft
5.0R	347 fc	9.3 ft	13.6 ft
6.7R	193 fc	12.5 ft	18.3 ft
8.3R	126 fc	15.5 ft	22.7 ft
10.0R	86.7 fc	18.7 ft	27.3 ft

■ Vert. Spread: 86.1°  
■ Horiz. Spread: 107.5°

PACKAGE

Case Qty 2 pcs

