

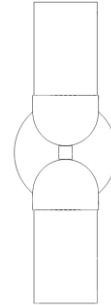


Project Name: Home2 Prototype FF&E Specifications
 Scheme: B-Dynamic
 Issue Date: March-23
 Revisions: May-23 Δ1; Dec-23 Δ4; Sept-24 Δ9

Item Number: **(B) PA-204**
 Item Name: Wall Sconce
 Area Name: Public Area - Guest Corridors

Manufacturer:	Email: Δ9	Phone: Δ9
Arkansas Lighting	hiltonsupport@arkansaslighting.com	479.474.0876
Illumination Lighting	info@illuminationlighting.com	514.634.7200
Trinity Lighting	hilton@trinitylighting.com	870.972.1177


Description: Direct/Indirect Wall Sconce
 Overall Dimensions: Overall Width: 5"W; 14"H x 4" Max Depth
 Finish: Backplate & Base: Metal powdercoated to match RAL 9011 Graphite
 Black matte finish
 Switch Type: Hardwired
 Cord Length: NA
 Cord Color: NA
 Lamp Type: LED E26 medium socket 3000K with 360 degree light output
 Lamp Wattage: 11 W
 Lamp Quantity: 2
 UL Listing: Fixture must be U.L. listed and labeled
 Shade/Diff. Style: Cylinder- removable
 Shade/Diff. Material: Top: Frosted white matte acrylic
 Bottom Shade: Exterior powdercoated to match Benjamin Moore Blue Hydrangea 2062-60 matte finish. Bottom Shade Interior: Powdercoated to match RAL 9010 Pure White matte finish




Shade/Diff. Dims.: 3 1/8"Dia x 6 5/8"H
 Mounting Instructions: Wall mounted, refer to architectural drawings for mounting height and location
 Notes: Manufacturer to provide mounting hardware and accessories



Bottom Shade Exterior Finish



Bottom Shade Interior Finish



Backplate & Base Finish

Unless Using A Specified Manufacturer, Submit The Following Required Item(s) for Approval Prior to Fabrication:

Finish Sample **Shop Drawing**

Manufacturer to confirm the Product meets Hilton Design and Construction Standards as noted in Section 2515.00



Project Name: Home2 Prototype FF&E Specifications
Scheme: B-Dynamic
Issue Date: March-23
Revisions: May-23 Δ1; Dec-23 Δ4; Sept-24 Δ9

Item Number: **(B) PA-204**
Item Name: Wall Sconce
Area Name: Public Area - Guest Corridors

Instructions:

- All quantities to be verified by hotel operator prior to purchasing.
- It is the responsibility of the owner to interpret these specifications for each property.
- All interpretations of the specification **MUST** be submitted to Hilton Design Review (projecthub.hilton.com) for final approval prior to purchasing or implementation of any material.
- Must be of contract quality and suitable for commercial use.
- All materials and methods of construction must comply with all local fire and life safety codes and Brand Standards.
- Fixture must be U.L. Listed and so labeled. Manufacturer is responsible for submitting all technical specifications for fire safety, UL standards, and any other specifications that are required to comply with local and state fire codes.
- Manufacturer/Fabricator to confirm weight of fixture.
- Manufacturer/Fabricator to verify installation method and hanging points.
- Show all pieces in scaled shop drawings. Entire fixture shall be inspected during the manufacturing and again after final assembly.
- Manufacturer to clearly mark each carton with item ID and specification number.